

# Welcome Back


## Roll & Share

A get to know you game that also reviews subitizing skills and adding!

By An Apple for the Teacher


Kathryn Funk





# Roll & Share

- 1 Name two things you did this summer.
- 2 What is your favorite food?
- 3 Do you have pets?
- 4 What do you think you will like the best this year? Why?
- 5 Explain the people in your family
- 6 How old are you?



# Roll & Share

2

Name two things you did this summer.

3

What is your favorite food?

4

Do you have pets?

5


What do you think you will like the best this year? Why?

6

Explain the people in your family

7

How old are you?



# Roll & Share

8

Would you rather swim or ride a bike? Why?

9

What is your favorite vegetable?

10

If you could have a super power, what would it be?

11

What would you like to learn about?

12

What is your favorite day? Why?

Thank you for purchasing this game! The beginning of the year is a time for ice breakers and get to know you games. This is a simple, quick game you can use when you need a transition, you need to get them moving, or just need something fun to do. I did it with my students and I found they just wanted to play it over and over again! The math part is for younger grades- there are 2 versions of the game. The first is just recognizing numbers/sets of dots and then matching it to a numeral on the page. The second set is to roll 2 dice and add the numbers together. Of course, even if the math is simple, kids can still play and break the ice to get them talking.

### How to play:

\*You will need one sheet and one (or two) die per pair/group of kids (however you want to group them!)

Kids take turns, rolling the dice. **When it is their turn to roll, they are asking their partner the question.** Whatever they roll, they ask only that question. For example, if they roll 3, they look up 3 on the page, ask the question, and listen to their partner answer. This is a time I talk about looking in the eyes of the speaker, rephrase what they said (older kids), and show interest in their response. Come back together as a class and have the students share what they learned about their partner. You could even turn it into a writing activity where they write about what they learned about their partner! 😊

Feel free to visit me at [areyoutalking.weebly.com](http://areyoutalking.weebly.com) 😊 -Kat

# Thanks especially to:



[the3amteacher.blogspot.com](http://the3amteacher.blogspot.com)

MyCuteGraphics

[www.mycutegraphics.com](http://www.mycutegraphics.com)



[www.teacherspayteachers.com/Store/Krista-Wallden](http://www.teacherspayteachers.com/Store/Krista-Wallden)



[kpmdoodles.com](http://kpmdoodles.com)



<http://www.teacherspayteachers.com/Store/2-Smart-Chicks>

These artists are amazing and I really appreciate all their hard work to make our games and activities look so nice. Check them out with the links above!